

The Salud Mesoamerica Initiative: Use of data for decision making

Inter-American Development Bank

Social Protection and Health Division

Jennifer Nelson, MPH

Learning, Innovation & Technology Officer, SMI

jennifern@iadb.org



RBF & Demand for HIS Data

Key Performance Indicator	Baseline	1 st Operation Targets	2 nd & 3 rd Operation Targets
Primary Health Centers with permanent availability of medicines and inputs for the treatment of diarrhea and pneumonia in children under 5	0%	80%	
Institutional births by skilled personnel	63.9%		+12 PP
Management of obstetric complications	11%		+ 40 PP
Children less than 5 years that received oral rehydration salts and zinc during the last episode of diarrhea	0%		+25 PP
Use of modern family planning methods women 15-49	53.5%		+7 PP
Anemia in children 6-23 months	35.3%		- 15 PP
Adolescent pregnancy rate	4.87%		3.5%



Principals

*Create a **sustainable and integrated** management tool **for countries** - used by national and local actors - that could also be used for external reporting*

- Sustainable
- Adaptable
- Open Source
- Country ownership

Data Detective



Do we have a proxy?
How is it processed?

What's "good performance"
Who needs to use this data?
What tools do they have?





0:02 / 2:57

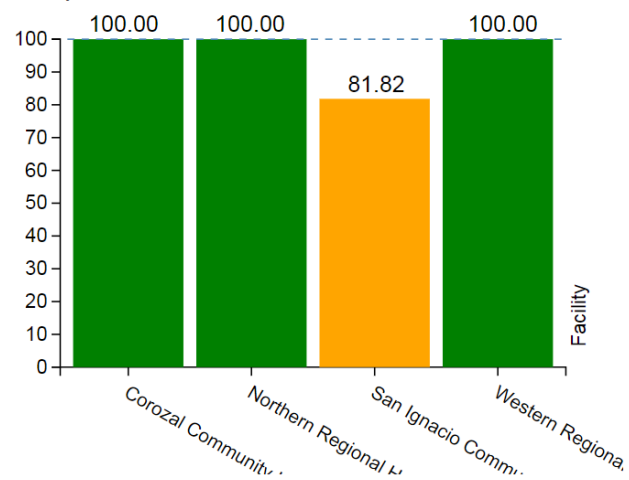




QI.08.01.05: % LWB babies with key data recorded (criteria)(by Facility)



% Porcentaje

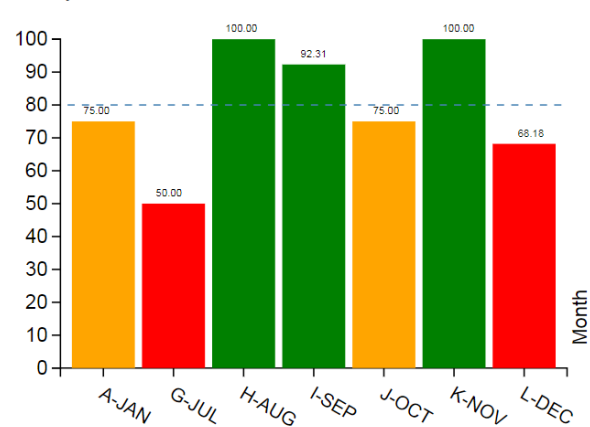


- Meta: 100

QI.08.02: % of Premature cases handled according to norms(by Month)



% Porcentaje

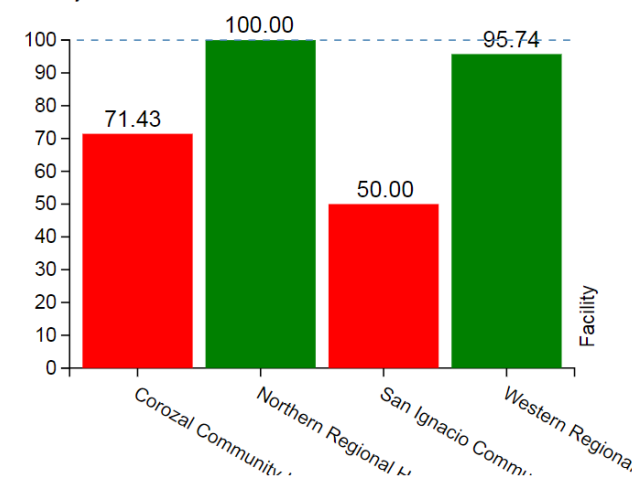


- Meta: 80

QI.24.02 % Neonatal complications with Dx & ICD-10 Match between sources(by Facility)



% Porcentaje



- Meta: 100



Seleccione una matriz:

GU G1002 Matriz de Seguimiento

Seleccione un año:

2017




■ Matriz de seguimiento (Reporte) 2017



Mostrar/Ocultar Planeación


☒ **Mostrar/Ocultar Real**

Exportar

 Imprimir

Mujeres que reportaron haber recibido consejería sobre métodos de PF por un personal de salud o comunitario en los últimos 12 meses.

[illegible]



Processes & People

- Epidemiological and informatic mapping
- Indicator definition
- Local Targets
- Learning & rapid improvement
- Regional effort
- Incentives

- Reduce reporting burden
- Increase timely access to information
- Empowerment
- Efficiencies through shared learning across countries & partners



